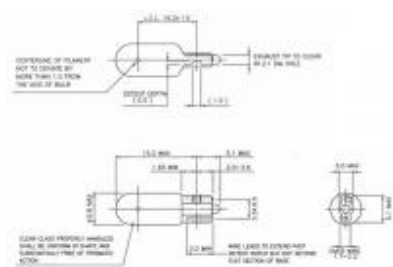




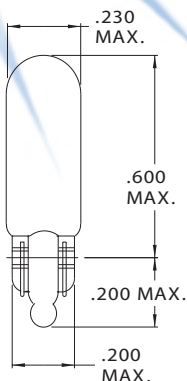
Products

Lamps

CML range of incandescent lamps is one of the largest available on the market. Different lamp bases are available: bayonet, screw, wedge base, flandge, bi-pin, wire terminal, groove, BA7s.

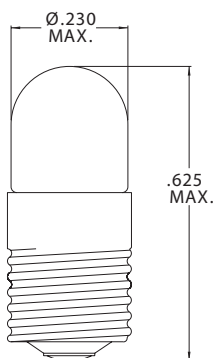
 <p>TECHNICAL DRAWING OF A WEDGE BASE INCANDESCENT LAMP. The drawing includes a side view, a top view, and a cross-section of the base. Key dimensions and labels include: 'LAMP LENGTH', 'WEDGE BASE', 'FILAMENT', 'WIRE LEADS TO EXTEND-FIT', and 'CLEAN GLASS PROPERLY UNWASHED'. Assembly instructions state: 'COMPENSATE OF FILAMENT HOT TO DRAW BY MORE THAN 1.5 TIMES THE WEIGHT OF WEDGE' and 'WIRE LEADS TO EXTEND-FIT - ON BOTH SIDES AND USE STAPLER FOR SECTION OF WIRE'.</p>	<p>Part Number: 86 Serial Number: WB T5,6 Base: Wedge Base Base type: W2.1x4.9d Lamp size (inch): T-1 3/4 Lamp size: T5.6 Rating: 6.3V 200mA Test volts (V): 6.3 Current mA: 200 Wattage (W): 1.3 Light output (Lm): 5 Light output (mscp): 0.40 AC Life: 20000 DC Life: 20000 Filling: Vacuum Filament type: C-2V Comments: RoHS Status: Yes</p>
---	---

T-1 3/4 Wedge Base



Part Number	Design Voltage	Amps	MSCP	Life Hours	Filament Type
CM11	2.5	.200	.200	1,000	C-2R
CM111	2.7	.100	.230	5	S-2
CM56	5.0	.115	.150	20,000	C-2R
CM79	6.0	.200	.600	1,000	C-2R
CM16	6.3	.150	.340	5,000	C-2F
CM84	6.3	.040	.030	20,000	C-2R
CM86	6.3	.200	.400	20,000	C-2F
CM18	14.0	.040	.130	5,000	C-2F
CM37	14.0	.090	.500	1,500	C-2F
CM70	14.0	.150	1.50	100	C-2F
CM73	14.0	.080	.300	15,000	C-2F
CM74	14.0	.100	.700	500	C-2F
CM17	28.0	.065	.650	5,000	C-2F
CM85	28.0	.040	.300	7,000	C-2F

T-1 3/4 Midget Screw Base



Part Number	Design Voltage	Amps	MSCP	Life Hours	Filament Type
CM8669	1.35	.060	.010	500	C-6
CM1767	2.50	.200	.200	500	C-2R
CM1769	2.50	.200	.200	500	C-2R
CM8693	2.70	.060	.040	6,000	C-2R
CM3153	5.00	.060	.150	5,000	C-2R
CM342	6.00	.040	.030	10,000	C-2V
CM1768	6.00	.200	.600	1,000	C-2R
CM7323	6.00	.200	.550	5,000	C-2R
CM378	6.30	.200	.400	20,000	C-2F
CM1775	6.30	.075	.230	1,000	C-2R
CM389	10.0	.040	.080	5,000	C-2F
CM373	14.0	.080	.500	1,500	C-2F
CM383	14.0	.080	.500	750	C-2F
CM8162	14.0	.100	.500	10,000	C-2F
CM8362	14.0	.080	.300	15,000	C-2F
CM8536	18.0	.040	.150	10,000	C-2F
CM335	28.0	.040	.340	4,000	C-2F
CM335LSV	28.0	.060	.340	25,000	C-2F
CM369	28.0	.040	.340	4,000	C-2F
CM399	28.0	.040	.300	7,000	C-2F
CM8369	28.0	.065	.650	15,000	C-2F
CM8384	28.0	.040	.150	10,000	C-2F